

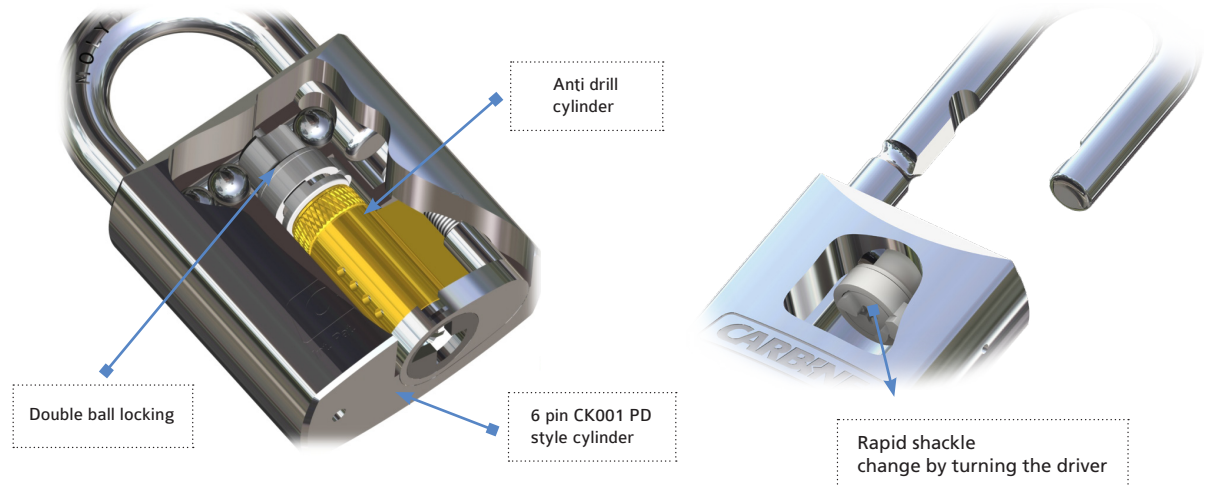
CARBINE  
**C60**  
**SERIES**

HIGH COMMERCIAL GRADE SECURITY



**C60 SPECS**

- + Extended shackle models
- + 8.5 mm double ball locking
- + Heavy duty padlock bodies
- + Standard function of key retained
- + Can be converted to snap shut
- + 6 pin PD cylinder LKW5 (C4)
- + 11.1 mm rapid change shackle



Stainless steel

Steel

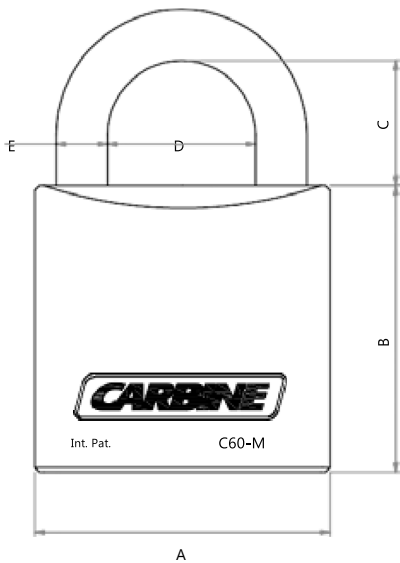
Steel shackle protected



**Security** + + + + ●  
**Endurance** + + + + +  
**Weather Resistance** + + + + +

**Security** + + + + +  
**Endurance** + + + + +  
**Weather Resistance** + + + + ●

**Security** + + + + +  
**Endurance** + + + + +  
**Weather Resistance** + + + + ●

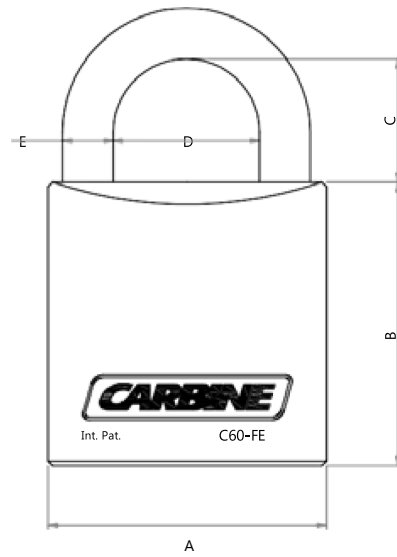


**C60  
STAINLESS STEEL PADLOCKS**

Stainless steel body with brushed nickel chrome finish

- + 11mm stainless steel shackle
- + Anti drill cylinder

| Product Code | Keying | Packaging | A  | B  | C  | D  | E    |
|--------------|--------|-----------|----|----|----|----|------|
| C60-M        | KD     | Indiv box | 61 | 62 | 27 | 32 | 11.1 |
| C60-M-DP     | KD     | DP        | 61 | 62 | 27 | 32 | 11.1 |
| C60-M-NS-NC  | -      | Indiv box | 61 | 62 | 27 | 32 | 11.1 |



**C60  
STEEL PADLOCKS**

Hardened steel body with brushed chrome finish

- + 11.1mm molybdenum alloy shackle
- + Shackle hardened to 60HRC
- + Shackles duplex nickel & chrome plated
- + Anti drill cylinder

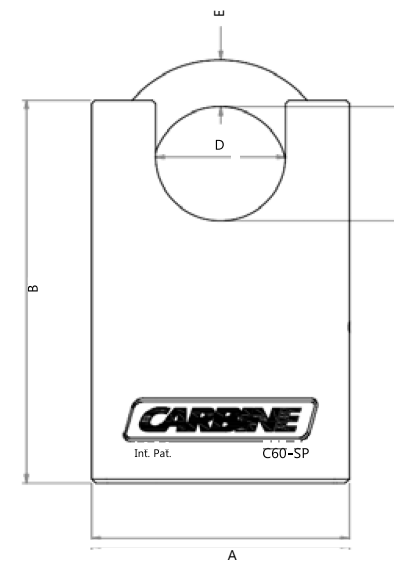
| Product Code | Keying | Packaging | A  | B  | C  | D  | E    |
|--------------|--------|-----------|----|----|----|----|------|
| C60-FE       | KD     | Indiv box | 61 | 62 | 27 | 32 | 11.1 |
| C60-FE-DP    | KD     | DP        | 61 | 62 | 27 | 32 | 11.1 |
| C60-FE-KA1   | KA1    | Indiv box | 61 | 62 | 27 | 32 | 11.1 |
| C60-FE-NC    | -      | Indiv box | 61 | 62 | 27 | 32 | 11.1 |
| C60-FE-NS-NC | -      | Indiv box | 61 | 62 | -  | 32 | 11.1 |

Additional Components available:

Shackle chain collar – OD 18mm, ID 11.2MM

**Spare shackles**

| Product Code | Keying | Packaging | A | B | C  | D  | E    |
|--------------|--------|-----------|---|---|----|----|------|
| C60-SA1      | -      | Poly bag  | - | - | 27 | 32 | 11.1 |
| C60-SA2      | -      | Poly bag  | - | - | 50 | 32 | 11.1 |
| C60-SS1      | -      | Poly bag  | - | - | 27 | 32 | 11.1 |
| C60-SS2      | -      | Poly bag  | - | - | 50 | 32 | 11.1 |



**C60  
STEEL SHACKLE PROTECTED PADLOCKS**

Hardened steel body with brushed chrome finish

- + 11.1mm molybdenum alloy shackle
- + Shackle hardened to 60HRC
- + Shackles duplex nickel & chrome plated
- + Anti drill cylinder

| Product Code | Keying | Packaging | A  | B    | C  | D  | E    |
|--------------|--------|-----------|----|------|----|----|------|
| C60-SP       | KD     | Indiv box | 61 | 89.5 | 27 | 32 | 11.1 |
| C60-SP-DP    | KD     | DP        | 61 | 89.5 | 27 | 32 | 11.1 |
| C60-SP-NC    | -      | Indiv box | 61 | 89.5 | 27 | 32 | 11.1 |



**C60  
WEATHER SHIELD  
PROTECTION**

C60-FE-WC

**Note: Assembly codes**

- NB denotes no barrel
- NC denotes no cylinder
- NS-NB denotes no shackle & no barrel
- NS-NC denotes no shackle & no cylinder

